

wiral

30.03.2001

**Wiral LTD:**

Logo usage

## Table of contents

Table of contents .....	1
About this manual .....	1
Wiral Mission .....	2
Logo appearance on various backgrounds .....	2
Black and white printing.....	3
Examples of incorrect use of Wiral logo.....	3
Wiral logo colors and conversions.....	4
Primary colors and conversions.....	4
Secondary colors and conversions.....	5
Wiral logo and slogan.....	6
Wiral slogan without Wiral logo .....	6
Protected area.....	6
Defining height and width of the protected area.....	6
Fonts.....	7
Device font.....	7
Product names.....	8
Product slogans.....	8

## About this manual

There are several symbols in this manual that you should be aware of before using this document. For example the symbols help to locate the proper files on a CD.

Following symbols are used in this manual:

 = The path for the file on a cd

 = Logo color

 = Background color

The colors in this manual are in their correct formats. On screen the RGB and web colors will appear as they should be, although variations may occur due to different calibrations of monitors. Printers are not capable of simulating PMS, process, and rgb colors properly.

## Wiral mission

Wiral is a pioneer developer of wireless instant multimedia communications software technology. Wiral develops and markets wireless infrastructure software directly or through systems integrators to mobile operators and service providers globally. Wiral also provides installation, integration and support services.

Wiral's lead product, Wiral Matrix™, is an instant wireless multimedia communication server. Wiral Matrix™ enables sharing moments and communicating instantly with friends, family and colleagues regardless of time and place.

## Logo appearance on various backgrounds

In most cases the Wiral logo appears on white or blue background. However it can also appear on various backgrounds. If the background is some other color than blue or white the wiral logo is used in most cases as black or blue. Below you can see the examples how wiral logo should be used on different backgrounds.

### Wiral logo on white background



CD WIRAL LOGO/wiral\_logo\_blue\_pms.fh9

■ Logo color: PMS 2757 / Process 100c 79m 0y 27k

○ Background color: White

### Wiral logo on blue background



CD WIRAL LOGO/wiral\_logo\_white\_pro.fh9

□ Logo color: White

● Background color: PMS 2757 / Process 100c 79m 0y 27k

Wiral logo on a "dark" background. Wiral logo can be used on various backgrounds. If the background is dark the wiral logo should be used in white.



CD WIRAL LOGO/wiral\_logo\_white\_pro.fh9

□ Logo color: White

● All dark colors

Wiral logo on a "light" coloured background. If the background has light colour the wiral logo should be used as black or Wiral blue.



CD WIRAL LOGO/wiral\_logo\_black\_pro.fh9

■ Logo color: Black

○ All light colors

## Black and white printing

Use black logo on white and light grey backgrounds.



- CD WIRAL LOGO/wiral\_logo\_black\_pro.fh9
- Logo color: Black
- Background Color: All light colors (including white)

Use white logo on black and dark grey backgrounds



- CD WIRAL LOGO/wiral\_logo\_white\_pro.fh9
- Logo color: white
- Background color: all dark colors

## Exampmles of incorrect use of wiral logo

1. Do not use photographs as a background for the logo. Use solid colors when possible.



## Graphics on a background of the logo



- CD WIRAL LOGO/wiral\_logo\_blue\_pms.fh9
- Logo color: PMS 2757 or black
- Background color: Light coloured graphics

However the logo can be used over light coloured graphics. Use the logo allways in Wiral blue or black over light graphics.

2. Do not modify the logo in anyway. It is strictly forbidden to change the shapes of the logo. Applying filters to the logo is also forbidden.



3. Do not use any other colors in the logo. The logo cannot be on any other color than blue (PMS 2757), black or white. All other colors in the logotype are forbidden.



**Wiral logo colors and conversions, Wiral blue**



■ PMS: 2757

■ Process: 0c 0m 0y 100k

■ RGB: 0r 0g 102b

■ Web: #000066

**Wiral logo colors and conversions, Black**



■ Black

■ Process: 0c 0m 0y 100k

■ RGB: 0r 0g 0b

■ Web: #000000

**Wiral logo colors and conversions, White**



□ White

□ Process: 0c 0m 0y 0k

□ RGB: 100r 100g 100b

□ Web: #FFFFFF

**Primary colors and conversions**

Wiral Blue

■ PMS: 2757

■ Process 100 c 79m 0y 27k

■ RGB: 0r 0g 102b

■ Web #000066





White





□ White

□ Process 0c 0m 0y 0k





□ RGB: 100r 100g 100b





□ Web #FFFFFF

Light grey  Black 10%  
 Process: 0c 0m 0y 10k  
 RGB: 214r 214g 214b  
 Web: #CCCCCC

Black  Black 100%  
 Process: 0c 0m 0y 100k  
 RGB: 0r 0g 0b  
 Web: #000000

**Secondary colors and conversions**

Light Blue  PMS: 2727C  
 Process: 91c 51m 0y 0k  
 RGB: 72r 98g 200b  
 Web: #3366CC

Yellow  PMS: 137  
 Process: 0c 34m 91y 0k  
 RGB: 255r 146g 34b  
 Web: #FF9933

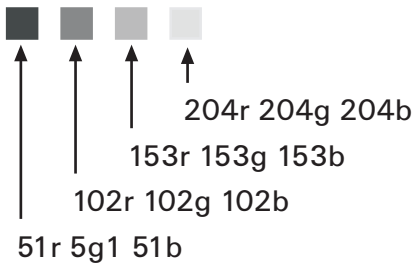
**Black (0c 0m 0y 100k) Tints 90-10%**



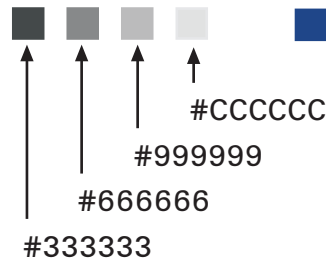
**Virial Blue PMS 2757 Tints 90-10%**



**Black tints RGB**




**Black tints Web**



**100c 79m 0y 27k Tints 90-10%**



Secondary colors cannot be used in the logo. Use additional colors (and their correct conversions) when needed. For example you can use the PMS 137 (yellow) when extra attention is needed. Use secondary colors with primary colors, do not use secondary colors as main colors in the designs. Below you can see an example of secondary color usage.



An example from wiral.com webpages. The yellow is used here to highlight the headline section of the pages.

## Wiral logo and slogan




WIRAL LOGO/with slogan/logo\_slogan\_blue\_pms.fh9

Logo and slogan color: PMS 2757

Background color: White

The slogan and the logo can only appear in Wiral blue, black or white. All other colors are forbidden. The slogan should be always with the same color as the logo is. Never use the slogan with a logo that has a different color than the slogan.

## Wiral slogan without wiral logo



WIRAL LOGO/with slogan/slogan only/slogan\_blue\_pms.fh9

Slogan color: PMS 2757

Background color: White

## Protected area



Protected area is defined from height of the appearing logos i-letter. The protected area is i-letters height divided by two. The only thing that can be closer to the logo is the company slogan.

## Defining height and width of the protected area

Measure the height of the logo's i-letter.



Divide the height of the logo's i-letter by two



Find the edgess of the logo from left, right, bottom and top of the logo. Draw a line (line lenth = logo's i-letter divided by two) from the selected edges. Then draw a square around the edges to define the protected area for the logo. Never place anything inside the protected area.



Edges of the logo



Square around the edges

### Protected area when using logo with the company slogan

The protected area is defined by using the same method as with the plain logo. Measure the height of the logo's i-letter and divide it by two. Find the edges of the logo and draw a square around the logos' outpoints.


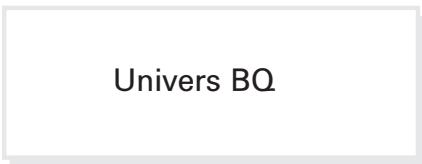


Edges of the logo when slogan is used



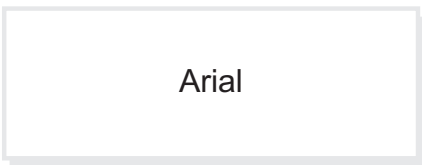
Square around the edges

### Fonts



All fonts within above font families can be used.

### Device font



When the univers font families can not be used, please use device font Arial. For example, arial is used on the web pages as a body text font. Do not use any other fonts than UniversBQ and Arial.



## Product names

All fonts within  
Univers BQ font families

**Wiral Matrix™**  
**Univers Extended BQ-83 Extra Black**

It is not acceptable to use any other font family when writing product names. Wiral Matrix™ should allways be written with Univers extended BQ-83 Extra Black. All new product names can be written with any Univers BQ font. Product names can also appear with device font arial on a normal text. Do not use the Wiral Matrix™ name without a trademark.

## Product slogans

**Wiral Matrix™** - Wireless Multimedia Communications System  
Univers Condensed BQ-47Light

The Wiral Matrix™ product slogan should be written with Univers Condensed BQ-47Light. All new product slogans can be written with any font within Univers BQ font family.